


DANA W DW290



Anti-theft & retained screw design

White RAL9003
Black RAL9004



Features & Benefits

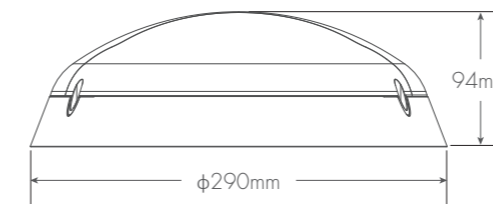
Dana W is the asymmetric PC wall luminaire, ideally used for stair, corridor, or aisle.

- 1 • Cable entry from side and back • Through wiring from side to side
- 2 • IP65 water-proof • IK10 vandal-proof
- 3 • Optional selectable power
- 4 • Scientific and rational light distribution. Most light emits downwards, and frontal glare is greatly reduced.
- 5 • Wide choice of intelligent functions, with/without Bluetooth, sensor, etc.

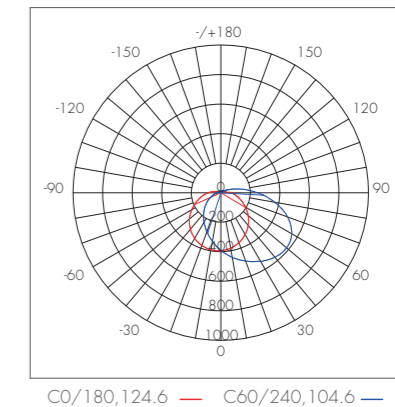
Function



Dimensions



Photometrics



Lumen Output

Model	Power	3000K	4000K	5000K		Colour Temp.	Lumen Efficiency
DW290	12W	1200lm	1248lm	1272lm	(±10%)	3000K	99 lm/W
DW290	20W	2000lm	2080lm	2120lm	(±10%)	4000K	104 lm/W
						5000K	109 lm/W

• Customized higher lumen output available

Specification

Input Voltage	CRI	Power Factor	SDCM	Beam Angle	Operation Temp.
220~240VAC	>80	>0.9	3	105°	-20°C~+40°C

IP/IK	Fitting Material	Class	Standard Lifespan	Standard
IP65/IK10	Polycarbonate	II	L70B50: 58,000h	EN60598-2-1/EN55015/EN62778

Carton (L x W x H)	QTY/CTN	QTY/20'GP	QTY/40'GP	QTY/40'HQ
46 x 31 x 31 cm	4 pcs	2260 PCS / 565 CTNS	4976 PCS / 1244 CTNS	5608 PCS / 1402 CTNS